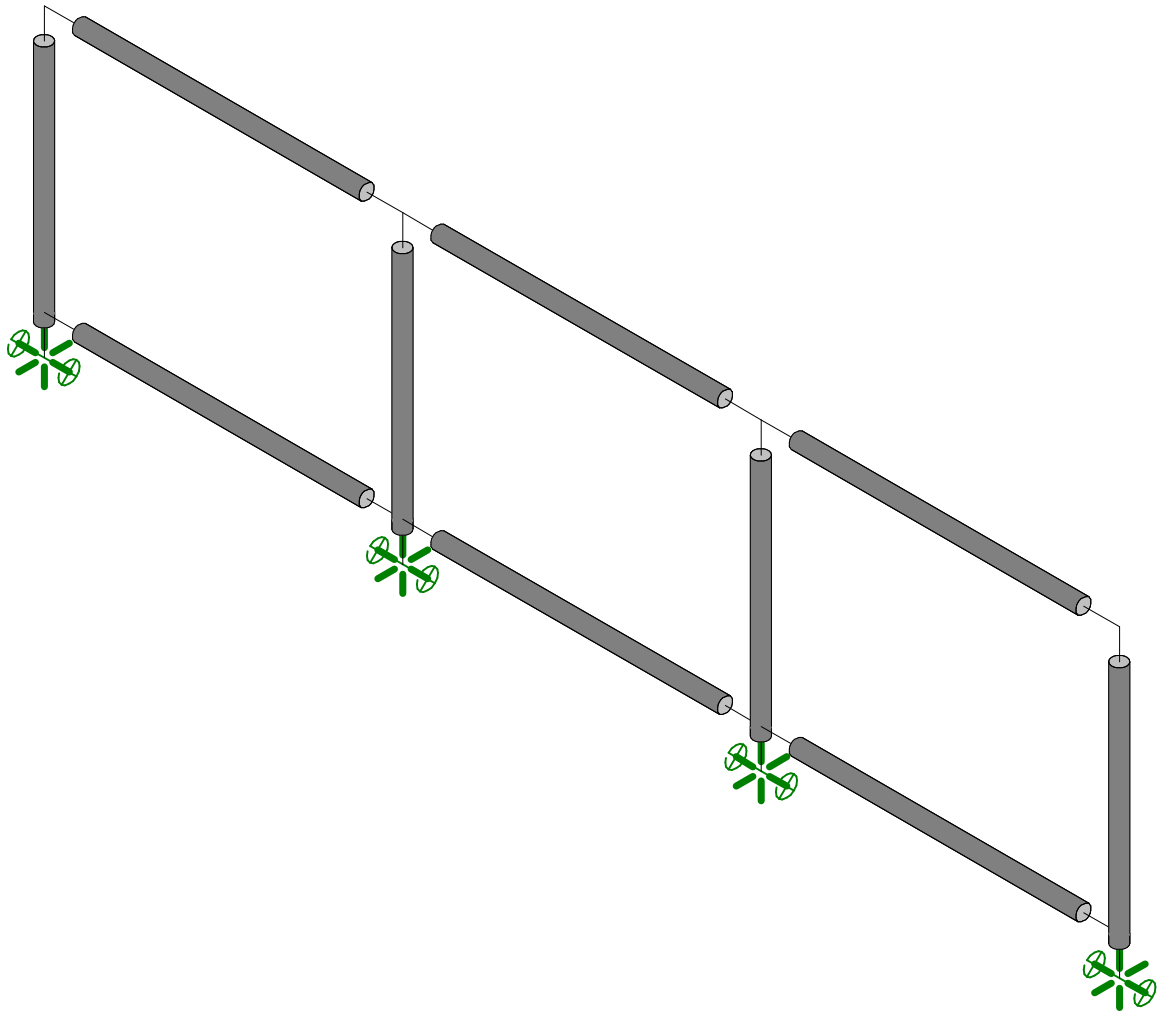
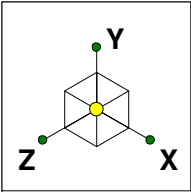


D25—1-1/4" PIPE x 36-1/2" HIGH RAIL WITH BOTTOM RAIL

Building Code:	2006 <i>International Building Code</i> 2007 <i>California Building Code</i> AISC <i>Steel Construction Manual</i>, 13th ed—ASD
Material:	Carbon Steel, A53, Grade B, Fy = 35 ksi or Carbon Steel, A501, Grade B, Fy = 36 ksi Stainless Steel, A312, Grade TP-304 or TP-316, Fy = 30 ksi
Height:	36.5"
Anchor Post:	1-1/4" XXS (1.66" OD x 0.382") Pipe
Intermediate Posts:	1-1/4" SCHD 40 (1.66" OD x 0.140") Pipe
Top Rail at Anchor Post:	1-1/4" XXS (1.66" OD x 0.382") Pipe
Top Rail Elsewhere:	1-1/4" SCHD 40 (1.66" OD x 0.140") Pipe
Bottom Rail:	1-1/4" SCHD 40 (1.66" OD x 0.140") Pipe
Number of Cables:	9
Cable Spacing:	2.97"
Cable Prestress:	325 lbs



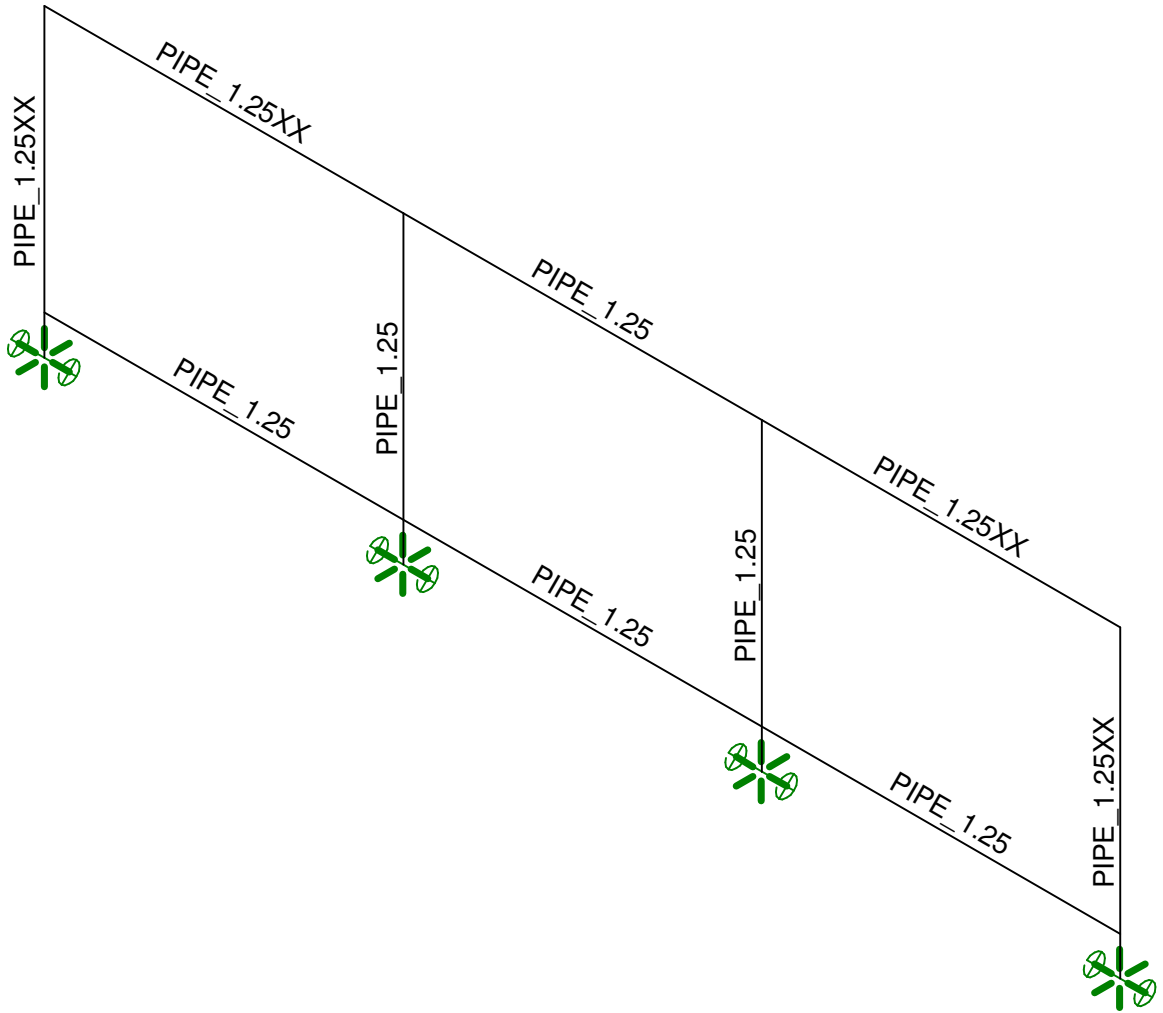
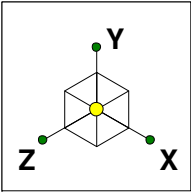
Disclaimer: Analysis and Structural Certification DOES NOT include base plates or anchorage to supporting structure. Where required by the Local Building Official, these shall be reviewed and designed by the project Structural Engineer of Record.



Ferrari Shields & Associates
Dan O'Connor
08196

D25 - 1.25" PIPE x 36.5" HIGH RAIL W/ BTM RAIL

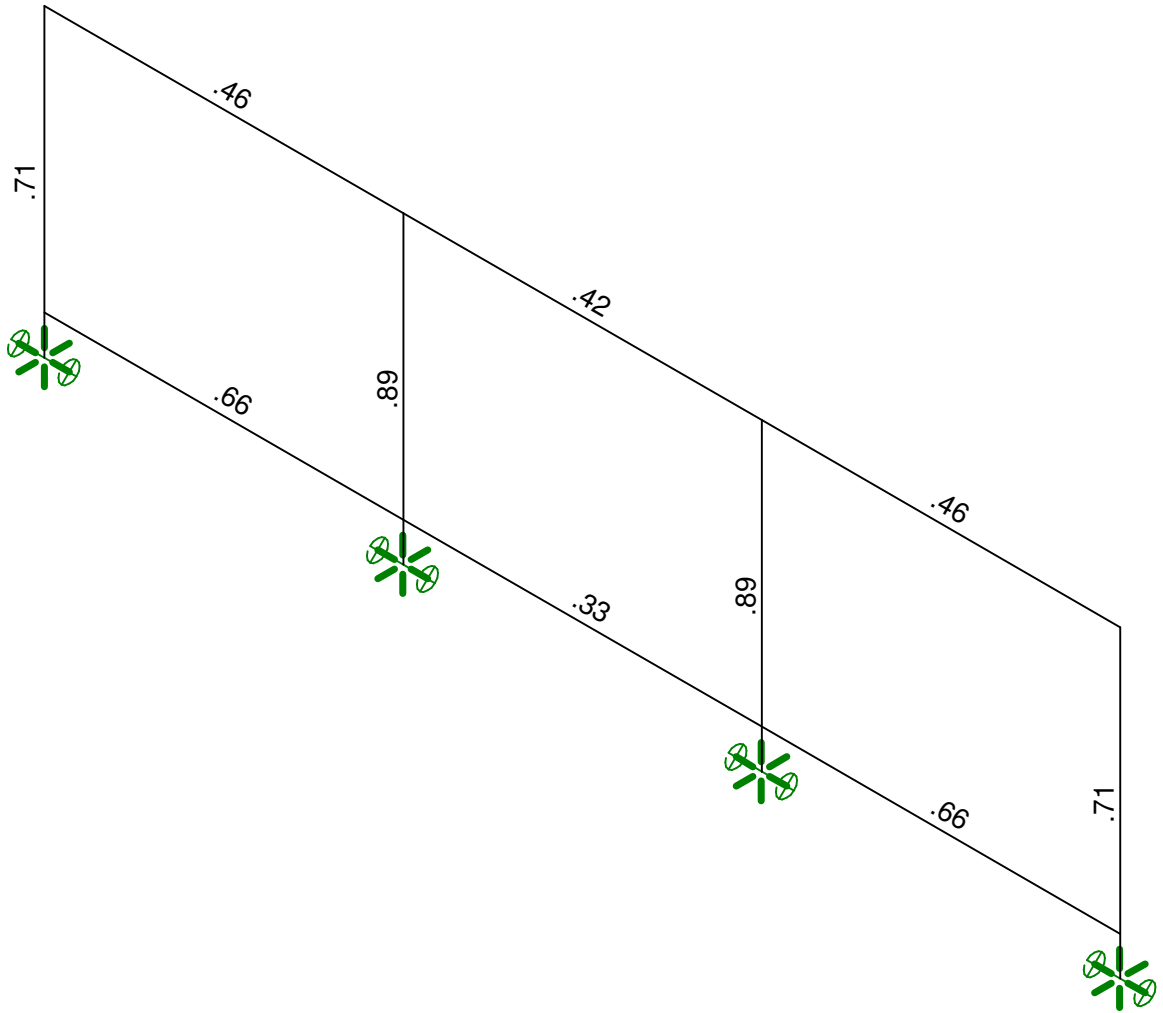
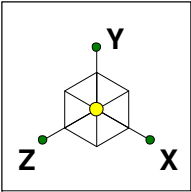
Mar 3, 2009 at 11:31 AM
D25.r3d



Ferrari Shields & Associates
Dan O'Connor
08196

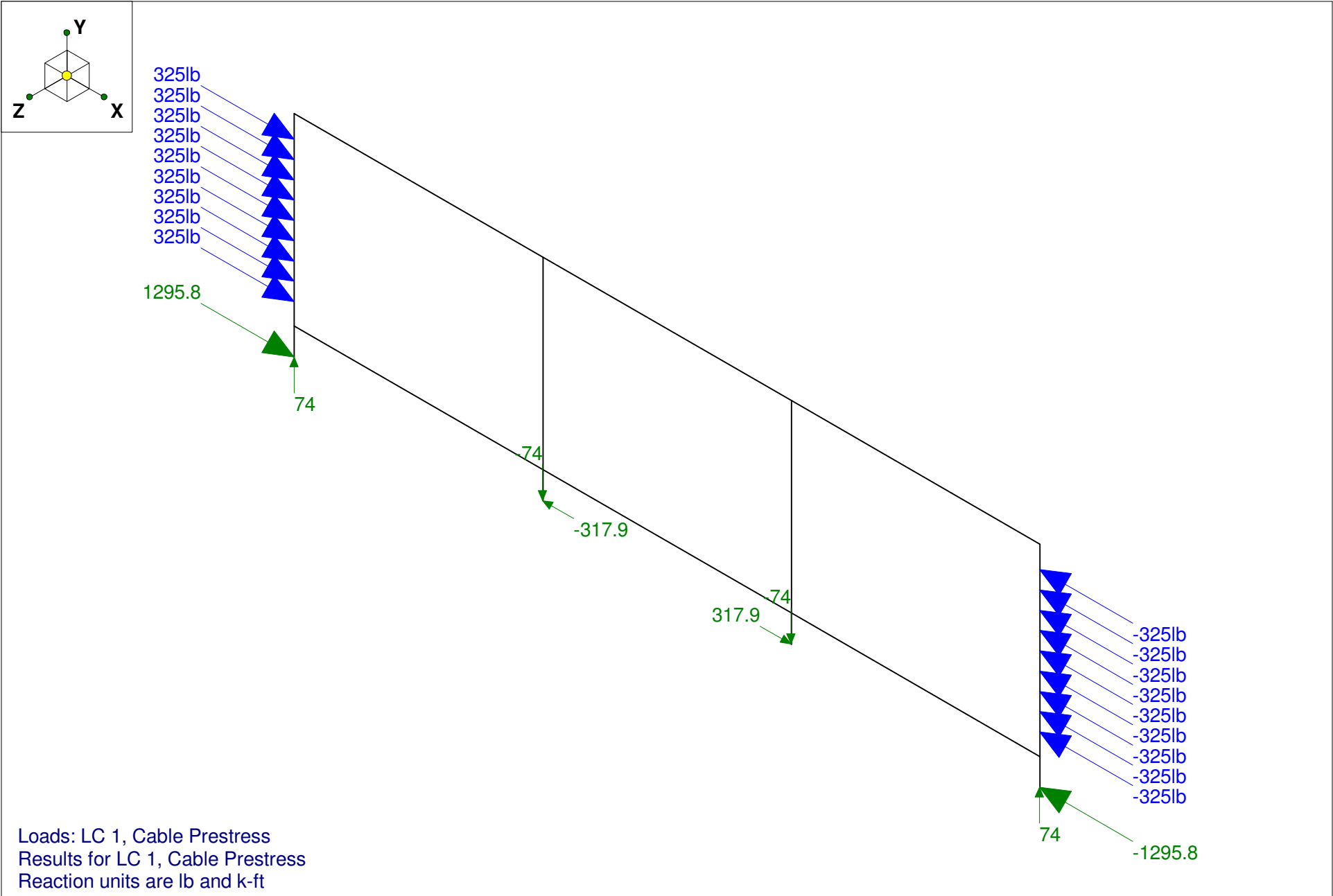
D25 - 1.25" PIPE x 36.5" HIGH RAIL W/ BTM RAIL

Mar 3, 2009 at 11:32 AM
D25.r3d



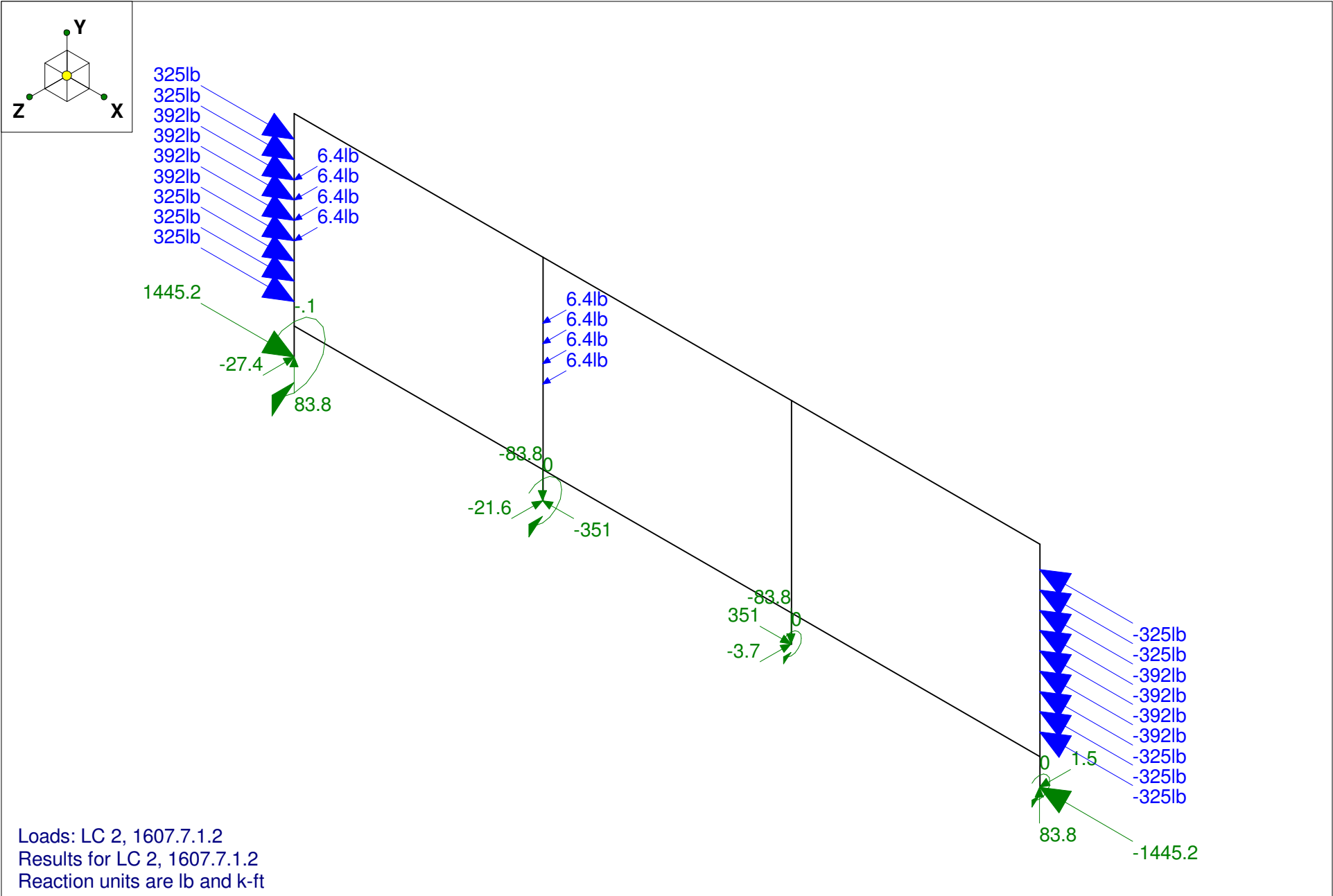
Member Code Checks Displayed
Solution: Envelope

Ferrari Shields & Associates	D25 - 1.25" PIPE x 36.5" HIGH RAIL W/ BTM RAIL	
Dan O'Connor		Mar 3, 2009 at 11:35 AM
08196		D25.r3d



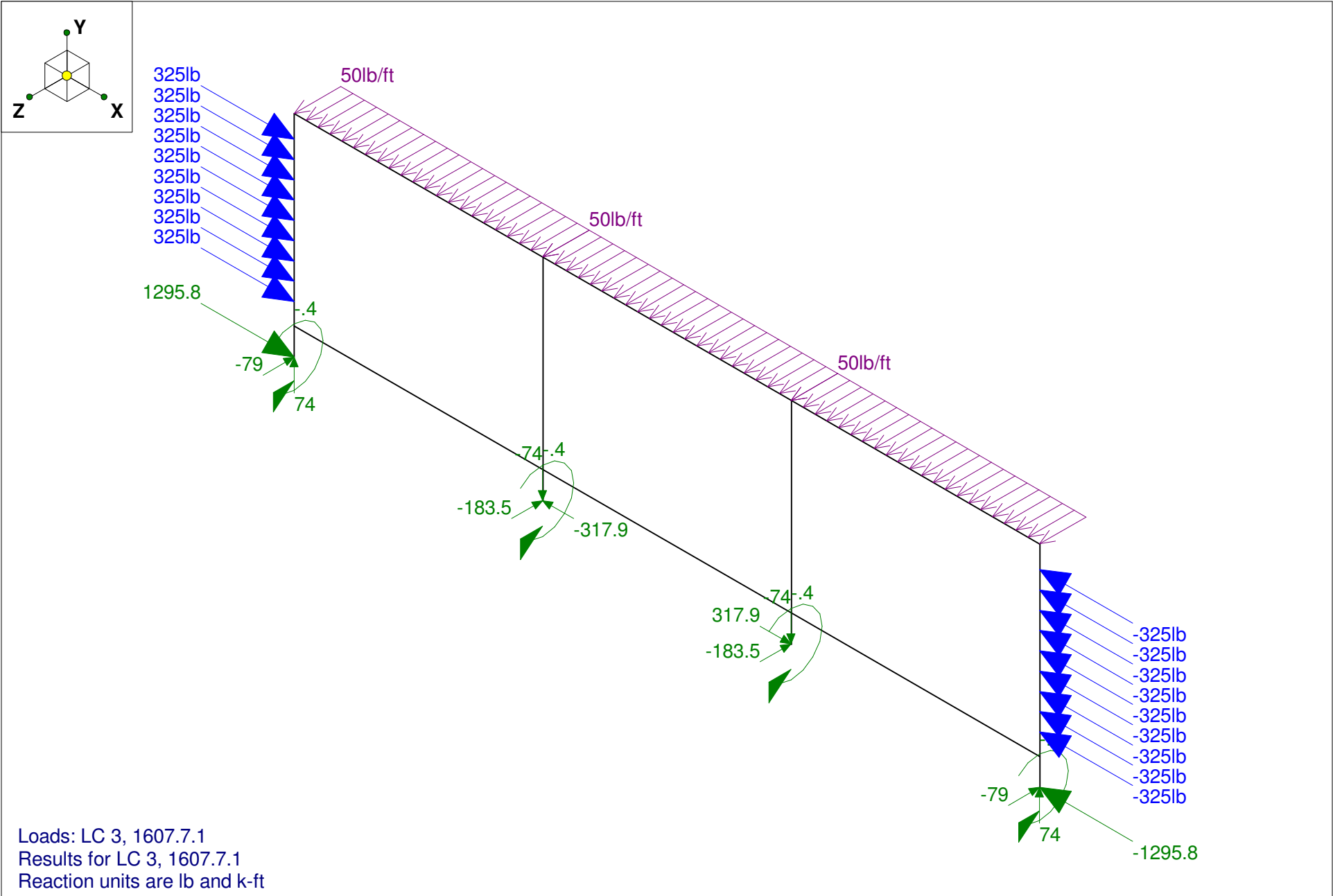
Loads: LC 1, Cable Prestress
 Results for LC 1, Cable Prestress
 Reaction units are lb and k-ft

Ferrari Shields & Associates	D25 - 1.25" PIPE x 36.5" HIGH RAIL W/ BTM RAIL	
Dan O'Connor		Mar 3, 2009 at 11:33 AM
08196		D25.r3d



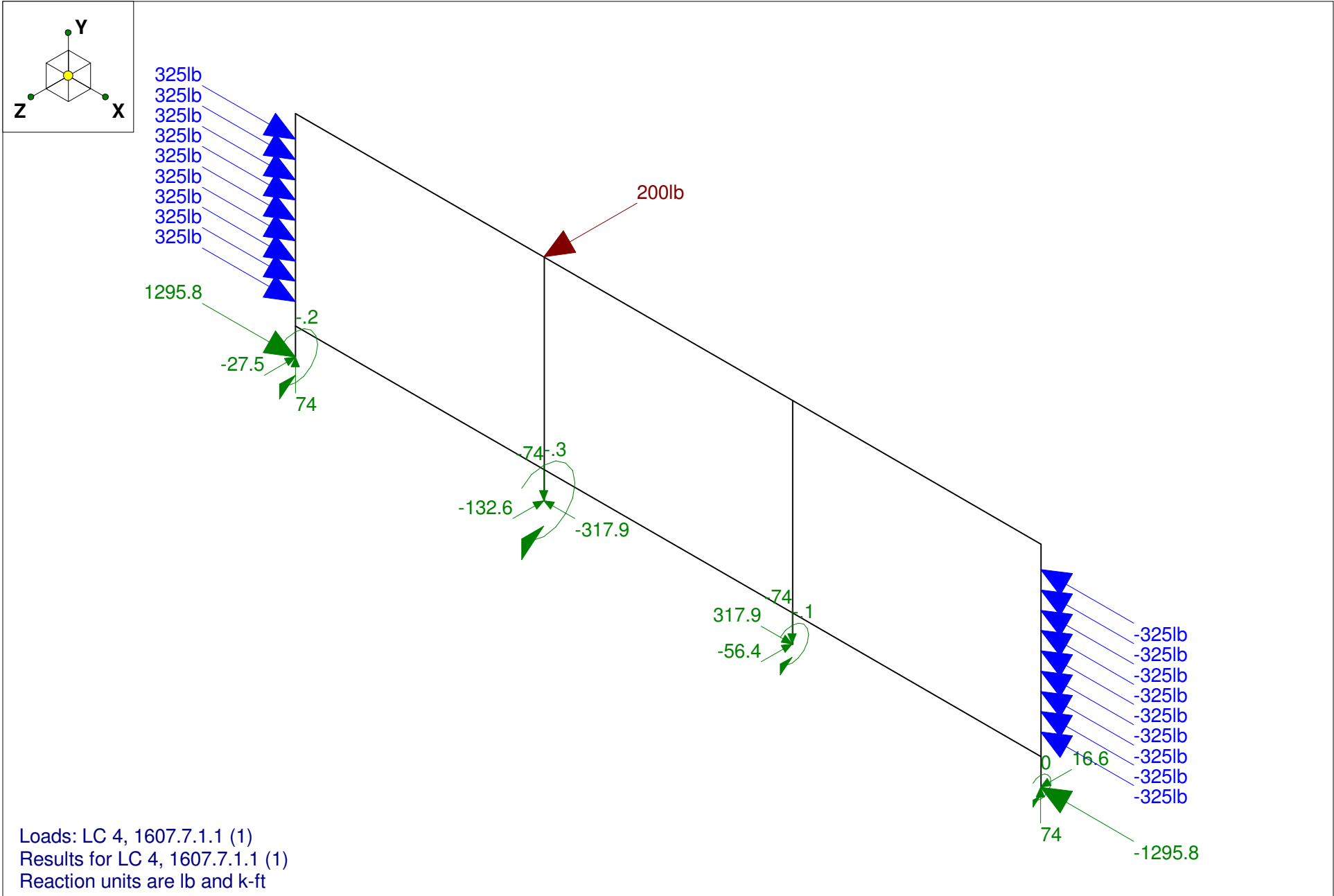
Loads: LC 2, 1607.7.1.2
 Results for LC 2, 1607.7.1.2
 Reaction units are lb and k-ft

Ferrari Shields & Associates	D25 - 1.25" PIPE x 36.5" HIGH RAIL W/ BTM RAIL	
Dan O'Connor		Mar 3, 2009 at 11:34 AM
08196		D25.r3d



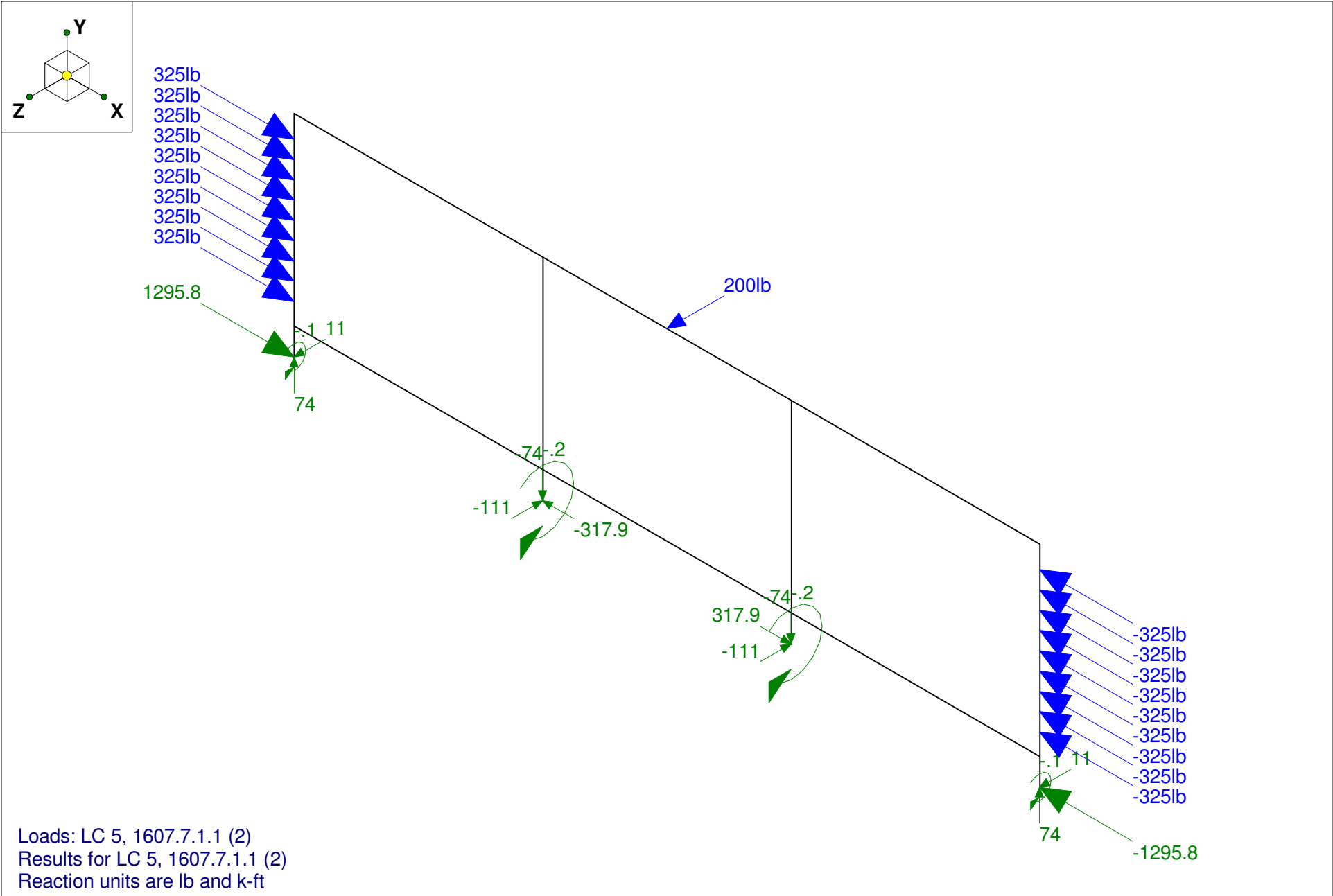
Loads: LC 3, 1607.7.1
 Results for LC 3, 1607.7.1
 Reaction units are lb and k-ft

Ferrari Shields & Associates	D25 - 1.25" PIPE x 36.5" HIGH RAIL W/ BTM RAIL	
Dan O'Connor		Mar 3, 2009 at 11:34 AM
08196		D25.r3d

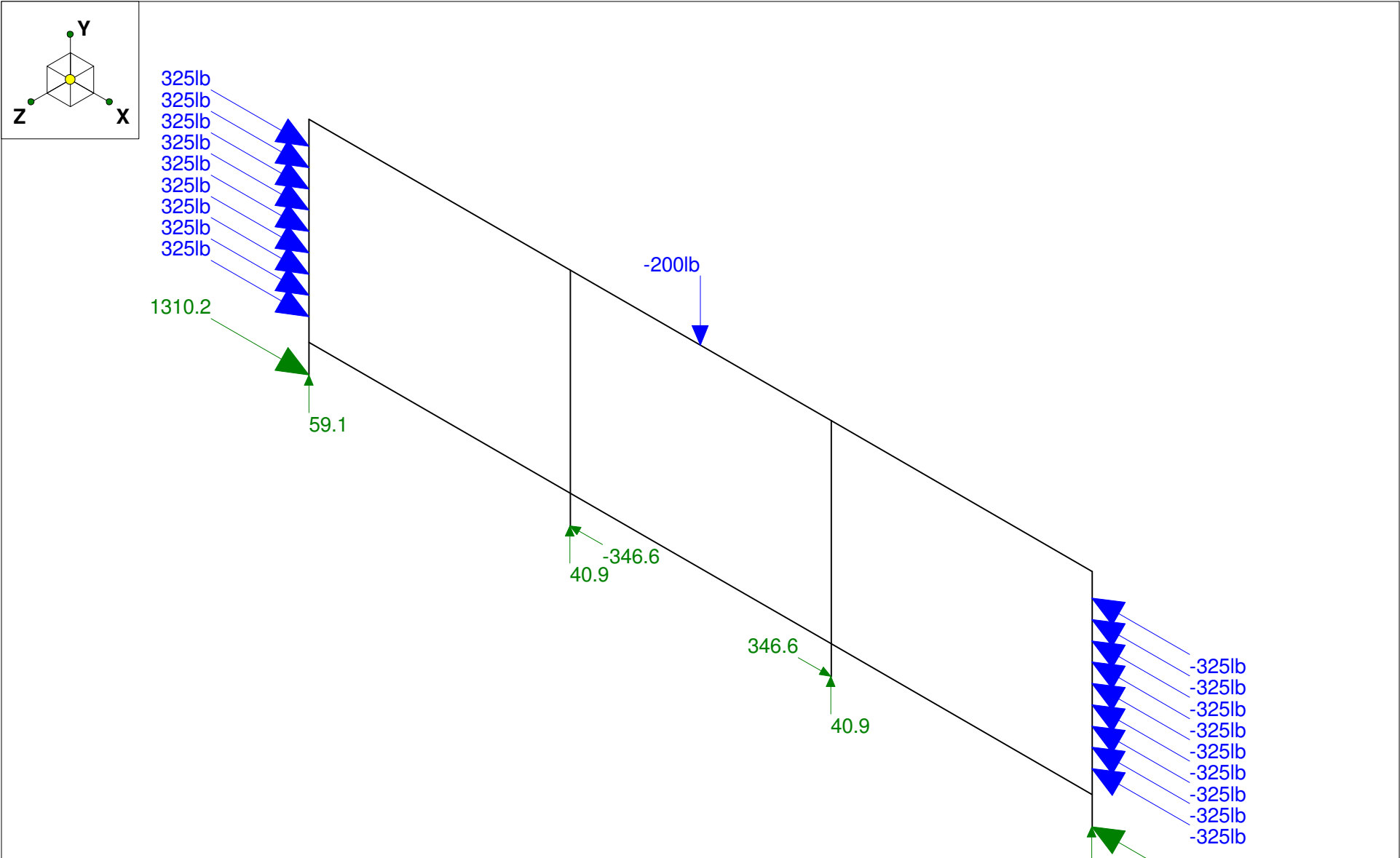


Loads: LC 4, 1607.7.1.1 (1)
 Results for LC 4, 1607.7.1.1 (1)
 Reaction units are lb and k-ft

Ferrari Shields & Associates	D25 - 1.25" PIPE x 36.5" HIGH RAIL W/ BTM RAIL	
Dan O'Connor		Mar 3, 2009 at 11:35 AM
08196		D25.r3d



Ferrari Shields & Associates	D25 - 1.25" PIPE x 36.5" HIGH RAIL W/ BTM RAIL	
Dan O'Connor		Mar 3, 2009 at 11:35 AM
08196		D25.r3d



Loads: LC 6, 1607.7.1.1 (3)
 Results for LC 6, 1607.7.1.1 (3)
 Reaction units are lb and k-ft

Ferrari Shields & Associates	D25 - 1.25" PIPE x 36.5" HIGH RAIL W/ BTM RAIL	
Dan O'Connor		Mar 3, 2009 at 11:35 AM
08196		D25.r3d

Global

Display Sections for Member Calcs	5
Max Internal Sections for Member Calcs	97
Include Shear Deformation	Yes
Include Warping	Yes
Area Load Mesh (in^2)	144
Merge Tolerance (in)	.12
P-Delta Analysis Tolerance	0.50%
Vertical Axis	Y

Hot Rolled Steel Code	AISC : ASD 13th
Cold Formed Steel Code	AISI 01: ASD
Wood Code	NDS 2005: ASD
Wood Temperature	< 100F
Concrete Code	ACI 2005
Masonry Code	MSJC 05/IBC 06 ASD

Number of Shear Regions	4
Region Spacing Increment (in)	4
Biaxial Column Method	PCA Load Contour
Parame Beta Factor (PCA)	.65
Concrete Stress Block	Rectangular
Use Cracked Sections	Yes
Bad Framing Warnings	No
Unused Force Warnings	Yes

Hot Rolled Steel Properties

	Label	E [ksi]	G [ksi]	Nu	Therm (1E5 F)	Density[k/ft^3]	Yield[ksi]
1	A53GrB/A501/SS316	29000	11154	.3	.65	.49	30

Hot Rolled Steel Section Sets

	Label	Shape	Type	Design List	Material	Design Rules	A [in2]	Iyy [in4]	Izz [in4]	J [in4]
1	RAIL	PIPE 1.25	Beam	Pipe	A53GrB/A501/S...	Typical	.62	.184	.184	.368
2	ERAIL	PIPE 1.25XX	Beam	Pipe	A53GrB/A501/S...	Typical	1.534	.341	.341	.682
3	IPOST	PIPE 1.25	Column	Pipe	A53GrB/A501/S...	Typical	.62	.184	.184	.368
4	EPOST	PIPE 1.25XX	Column	Pipe	A53GrB/A501/S...	Typical	1.534	.341	.341	.682

Basic Load Cases

	BLC Description	Category	X Gravity	Y Gravity	Z Gravity	Joint	Point	Distributed	Area (Mem...	Surface (Pl...
1	Cable Prestress	None					18			
2	1607.7.1.2	None					16			
3	1607.7.1	None						3		
4	1607.7.1.1 (1)	None				1				
5	1607.7.1.1 (2)	None					1			
6	1607.7.1.1 (3)	None					1			

Load Combinations

	Description	Solve	PDelta	SR...	BLC Factor	BLC Factor	BLC Factor	BLC Factor	BLC Factor	BLC Factor	BLC Factor	BLC Factor	BLC Factor
1	Cable Prestress	Yes	C		1	1							
2	1607.7.1.2	Yes	C		1	1	2	1					
3	1607.7.1	Yes	C		1	1	3	1					
4	1607.7.1.1 (1)	Yes	C		1	1	4	1					
5	1607.7.1.1 (2)	Yes	C		1	1	5	1					
6	1607.7.1.1 (3)	Yes	C		1	1	6	1					

Member Primary Data

	Label	I Joint	J Joint	K Joint	Rotate(deg)	Section/Shape	Type	Design List	Material	Design Rules
1	M1	N1	N2			EPOST	Column	Pipe	A53GrB/A...	Typical
2	M2	N3	N4			IPOST	Column	Pipe	A53GrB/A...	Typical
3	M3	N2	N4			ERAIL	Beam	Pipe	A53GrB/A...	Typical
4	M4	N4	N8			RAIL	Beam	Pipe	A53GrB/A...	Typical
5	M5	N5	N6			EPOST	Column	Pipe	A53GrB/A...	Typical
6	M6	N7	N8			IPOST	Column	Pipe	A53GrB/A...	Typical
7	M7	N8	N6			ERAIL	Beam	Pipe	A53GrB/A...	Typical
8	M8	N9	N10			RAIL	Beam	Pipe	A53GrB/A...	Typical
9	M9	N10	N12			RAIL	Beam	Pipe	A53GrB/A...	Typical
10	M10	N12	N11			RAIL	Beam	Pipe	A53GrB/A...	Typical

Envelope Joint Reactions

	Joint		X [lb]	LC	Y [lb]	LC	Z [lb]	LC	MX [k-ft]	LC	MY [k-ft]	LC	MZ [k-ft]	LC
1	N1	max	1445.17	2	83.827	2	10.951	5	0	1	0	1	0	1
2		min	1295.815	1	59.112	6	-79.003	3	-.378	3	0	1	0	1
3	N3	max	-317.909	1	40.888	6	0	1	0	1	0	1	0	1
4		min	-350.983	2	-83.822	2	-183.497	3	-.406	3	0	1	0	1
5	N5	max	-1295.815	1	83.815	2	16.563	4	0	1	0	1	0	1
6		min	-1445.183	2	59.112	6	-79.003	3	-.378	3	0	1	0	1
7	N7	max	350.997	2	40.888	6	0	1	0	1	0	1	0	1
8		min	317.909	1	-83.819	2	-183.497	3	-.406	3	0	1	0	1
9	Totals:	max	0	2	200	6	0	1						
10		min	0	1	0	2	-525	3						

Envelope Member Section Forces

	Member	Sec		Axial[lb]	LC	y Shear[lb]	LC	z Shear[lb]	LC	Torque[k-ft]	LC	y-y Moment[...]	LC	z-z Moment[...]	LC
1	M1	1	max	83.827	2	-1295.565	4	10.924	5	0	1	.378	3	0	1
2			min	59.112	6	-1444.859	2	-79.125	3	0	1	0	1	0	1
3		2	max	148.95	2	1382.874	2	0	1	.055	3	.296	3	.101	2
4			min	117.52	6	1250.122	4	-103.553	3	0	1	0	1	.078	4
5		3	max	148.95	2	340.874	2	0	1	.055	3	.219	3	-.546	1
6			min	117.52	6	275.122	4	-103.553	3	0	1	0	1	-.617	2
7		4	max	148.95	2	-693.031	6	0	1	.055	3	.142	3	-.444	1
8			min	117.52	6	-835.126	2	-103.553	3	0	1	0	2	-.502	2
9		5	max	148.95	2	-1343.031	6	0	1	.055	3	.065	3	.404	2
10			min	117.52	6	-1485.126	2	-103.553	3	0	1	-.002	2	.348	6
11	M2	1	max	40.888	6	350.983	2	0	1	0	1	.406	3	0	1
12			min	-83.822	2	317.909	1	-183.497	3	0	1	0	1	0	1

Envelope Member Section Forces (Continued)

Member	Sec		Axial[lb]	LC	y Shear[lb]	LC	z Shear[lb]	LC	Torque[k-ft]	LC	y-y Moment[...]	LC	z-z Moment[...]	LC	
13	2	max	-17.52	6	-48.149	1	0	1	.031	5	.293	3	-.029	1	
14		min	-148.949	2	-66.197	6	-160.359	3	0	2	0	1	-.036	6	
15	3	max	-17.52	6	-48.149	1	0	1	.031	5	.174	3	.013	6	
16		min	-148.949	2	-66.197	6	-160.359	3	0	2	0	1	.007	4	
17	4	max	-17.52	6	-48.149	1	4.375	2	.031	5	.054	3	.062	6	
18		min	-148.949	2	-66.197	6	-160.359	3	0	2	-.004	2	.043	1	
19	5	max	-17.52	6	-48.149	1	4.375	2	.031	5	0	1	.111	6	
20		min	-148.949	2	-66.197	6	-160.359	3	0	2	-.069	4	.078	1	
21	M3	1	max	1485.069	2	148.923	2	0	.002	2	.055	3	.404	2	
22		min	1342.99	6	117.513	6	-109.789	3	-.065	3	0	1	.348	6	
23	2	max	1485.069	2	148.923	2	0	1	.002	2	.024	5	.274	2	
24		min	1342.99	6	117.513	6	-66.039	3	-.065	3	-.022	3	.244	1	
25	3	max	1485.069	2	148.923	2	0	1	.002	2	.012	5	.143	2	
26		min	1342.99	6	117.513	6	-49.308	4	-.065	3	-.061	3	.128	1	
27	4	max	1485.069	2	148.923	2	21.461	3	.002	2	0	5	.04	6	
28		min	1342.99	6	117.513	6	-49.308	4	-.065	3	-.089	4	.011	4	
29	5	max	1485.069	2	148.923	2	65.211	3	.002	2	0	1	-.063	6	
30		min	1342.99	6	117.513	6	-49.308	4	-.065	3	-.132	4	-.117	2	
31	M4	1	max	1538.75	2	100	6	49.557	.026	4	.021	5	.048	6	
32		min	1397.98	4	0	1	-100	5	0	1	-.123	4	-.03	2	
33	2	max	1538.75	2	100	6	49.557	4	.026	4	0	1	-.027	1	
34		min	1397.98	4	0	1	-100	5	0	1	-.08	4	-.04	6	
35	3	max	1538.75	2	.002	2	100	5	.026	4	0	1	-.027	1	
36		min	1397.98	4	-100	6	0	1	0	1	-.154	5	-.127	6	
37	4	max	1538.75	2	.002	2	100	5	.026	4	.007	4	-.027	1	
38		min	1397.98	4	-100	6	0	1	0	1	-.067	5	-.04	6	
39	5	max	1538.75	2	.002	2	100	5	.026	4	.05	4	.048	6	
40		min	1397.98	4	-100	6	0	1	0	1	0	1	-.03	2	
41	M5	1	max	83.815	2	1444.873	2	16.552	4	0	1	.378	3	0	1
42		min	59.112	6	1295.565	4	-79.125	3	0	1	0	1	0	1	
43	2	max	148.945	2	-1250.122	4	4.915	4	0	1	.296	3	-.078	4	
44		min	117.52	6	-1382.863	2	-103.553	3	-.055	3	0	1	-.101	2	
45	3	max	148.945	2	-275.122	4	4.915	4	0	1	.219	3	.617	2	
46		min	117.52	6	-340.863	2	-103.553	3	-.055	3	0	1	.546	1	
47	4	max	148.945	2	835.137	2	4.915	4	0	1	.142	3	.502	2	
48		min	117.52	6	693.031	6	-103.553	3	-.055	3	0	1	.444	1	
49	5	max	148.945	2	1485.137	2	4.915	4	0	1	.065	3	-.348	6	
50		min	117.52	6	1343.031	6	-103.553	3	-.055	3	0	1	-.404	2	
51	M6	1	max	40.888	6	-317.909	1	0	1	0	1	.406	3	0	1
52		min	-83.819	2	-350.997	2	-183.497	3	0	1	0	1	0	1	
53	2	max	-17.52	6	66.197	6	0	1	0	1	.293	3	.036	6	
54		min	-148.946	2	48.149	1	-160.359	3	-.031	5	0	1	.029	1	
55	3	max	-17.52	6	66.197	6	0	1	0	1	.174	3	-.007	4	
56		min	-148.946	2	48.149	1	-160.359	3	-.031	5	0	1	-.013	6	
57	4	max	-17.52	6	66.197	6	0	1	0	1	.054	3	-.043	1	
58		min	-148.946	2	48.149	1	-160.359	3	-.031	5	0	1	-.062	6	
59	5	max	-17.52	6	66.197	6	0	1	0	1	0	1	-.078	1	
60		min	-148.946	2	48.149	1	-160.359	3	-.031	5	-.065	3	-.111	6	
61	M7	1	max	1485.081	2	-117.513	6	13.122	.065	3	.024	4	-.063	6	
62		min	1342.99	6	-148.917	2	-65.211	3	0	1	-.023	3	-.117	2	
63	2	max	1485.081	2	-117.513	6	13.122	5	.065	3	.023	4	.04	6	
64		min	1342.99	6	-148.917	2	-21.461	3	0	1	-.061	3	.011	4	
65	3	max	1485.081	2	-117.513	6	22.289	3	.065	3	.023	4	.143	2	

Envelope Member Section Forces (Continued)

Member	Sec		Axial[lb]	LC	y Shear[lb]	LC	z Shear[lb]	LC	Torque[k-ft]	LC	y-y Moment[...]	LC	z-z Moment[...]	LC	
66		min	1342.99	6	-148.917	2	-.547	4	0	1	-.061	3	.128	1	
67	4	max	1485.081	2	-117.513	6	66.039	3	.065	3	.024	5	.274	2	
68		min	1342.99	6	-148.917	2	-.547	4	0	1	-.022	3	.244	1	
69	5	max	1485.081	2	-117.513	6	109.789	3	.065	3	.055	3	.404	2	
70		min	1342.99	6	-148.917	2	-.547	4	0	1	0	1	.348	6	
71	M8	1	max	3153.101	2	-58.407	6	22.647	3	0	1	0	1	-.135	6
72		min	2870.983	1	-65.128	2	-.057	2	-.015	3	-.055	3	-.149	2	
73	2	max	3153.101	2	-58.407	6	22.647	3	0	1	0	1	-.084	1	
74		min	2870.983	1	-65.128	2	-.057	2	-.015	3	-.035	3	-.092	2	
75	3	max	3153.101	2	-58.407	6	22.647	3	0	1	0	1	-.032	1	
76		min	2870.983	1	-65.128	2	-.057	2	-.015	3	-.015	3	-.035	2	
77	4	max	3153.101	2	-58.407	6	22.647	3	0	1	.01	5	.022	2	
78		min	2870.983	1	-65.128	2	-.057	2	-.015	3	0	2	.019	6	
79	5	max	3153.101	2	-58.407	6	22.647	3	0	1	.025	3	.079	2	
80		min	2870.983	1	-65.128	2	-.057	2	-.015	3	0	2	.07	6	
81	M9	1	max	2748.437	2	.003	2	0	.009	4	.005	4	-.002	6	
82		min	2479.389	6	0	1	-4.167	4	0	1	-.007	5	-.003	2	
83	2	max	2748.437	2	.003	2	0	1	.009	4	.002	4	-.002	6	
84		min	2479.389	6	0	1	-4.167	4	0	1	-.007	5	-.003	2	
85	3	max	2748.437	2	.003	2	0	1	.009	4	0	1	-.002	6	
86		min	2479.389	6	0	1	-4.167	4	0	1	-.007	5	-.003	2	
87	4	max	2748.437	2	.003	2	0	1	.009	4	0	1	-.002	6	
88		min	2479.389	6	0	1	-4.167	4	0	1	-.007	5	-.003	2	
89	5	max	2748.437	2	.003	2	0	1	.009	4	0	1	-.002	6	
90		min	2479.389	6	0	1	-4.167	4	0	1	-.009	4	-.003	2	
91	M10	1	max	3153.103	2	65.134	2	0	.015	3	.025	3	.079	2	
92		min	2870.983	1	58.407	6	-22.647	3	0	1	0	1	.07	6	
93	2	max	3153.103	2	65.134	2	0	1	.015	3	.01	5	.022	2	
94		min	2870.983	1	58.407	6	-22.647	3	0	1	0	1	.019	6	
95	3	max	3153.103	2	65.134	2	0	1	.015	3	0	1	-.032	1	
96		min	2870.983	1	58.407	6	-22.647	3	0	1	-.015	3	-.035	2	
97	4	max	3153.103	2	65.134	2	0	1	.015	3	0	1	-.084	1	
98		min	2870.983	1	58.407	6	-22.647	3	0	1	-.035	3	-.092	2	
99	5	max	3153.103	2	65.134	2	0	1	.015	3	0	1	-.135	6	
100		min	2870.983	1	58.407	6	-22.647	3	0	1	-.055	3	-.149	2	

Envelope AISC 13th ASD Steel Code Checks

Member	Shape	Code Check	Loc[in]	LC	Shear ...	Loc[in]	Dir	LC	Pnc/om [lb]	Pnt/om [lb]	Mnyy/om [k-ft]	Mnzz/om... Cb	Eqn
1	M1	PIPE_1.25XX	.710	4.831	3	.265	4.831	3	21435.517	27551.73	.962	.962	1... H1-1b
2	M2	PIPE 1.25	.893	0	3	.113	4.831	3	9227.866	11137.725	.457	.457	2... H1-1b
3	M3	PIPE_1.25XX	.458	0	2	.109	0	3	19454.965	27551.73	.962	.962	2... H1-1b
4	M4	PIPE 1.25	.425	21	5	.080	0	4	8581.222	11137.725	.457	.457	1 H1-1b
5	M5	PIPE_1.25XX	.710	4.831	3	.265	4.831	3	21435.517	27551.73	.962	.962	1... H1-1b
6	M6	PIPE 1.25	.893	0	3	.113	4.831	3	9227.866	11137.725	.457	.457	2... H1-1b
7	M7	PIPE_1.25XX	.458	42	2	.109	42	3	19454.965	27551.73	.962	.962	2... H1-1b
8	M8	PIPE 1.25	.658	0	2	.056	0	3	8581.222	11137.725	.457	.457	2... H1-1a
9	M9	PIPE 1.25	.327	42	2	.023	0	4	8581.222	11137.725	.457	.457	1... H1-1a
10	M10	PIPE 1.25	.658	42	2	.056	0	3	8581.222	11137.725	.457	.457	2... H1-1a

*** End of Calculations ***